

Cann Hall Skatepark  
Project Overview  
07/08/2017

# Contents

1	Cover
2	Contents
3	Proposal
4	Current Skatepark
5	Case Studies
6	Victoria Park
7	Walthamstow Skatepark
8	Mile End Skatepark
9-13	Cann Hall Skate Plaza
14	Next Steps

# Proposal - Refurbishment of Cann Hall Skatepark

## Where

Cann Hall Skatepark is located on the top of Cann Hall road. It lies between Buxton School to the left and Cann Hall Methodist Church to the right. It backs onto the Gospel Oak-Barking Overground line.

## What

The proposal sets out to completely overhaul the current skatepark, which is falling into disrepair due to its plywood construction.

The new skatepark is proposed to be made out of concrete, which is maintenance free and extremely durable.

It aims to become a landmark for skateboarders and BMX riders in London and to put Cann Hall on the map.

## Why

To make it more open and accessible.

To provide high-quality facilities for children, young adults and adults of all levels.

To provide a safe environment to keep active.

To create a landmark skatepark in Waltham Forest.



# Cann Hall Skatepark - Currently



Location: Cann Hall Road, E11 3NN  
Construction: Plywood ramps on metal framework  
Approx size: 530 square meters / 5'700 square feet  
Primary users: Skateboarders, BMX riders, Rollerskaters  
Last refurb: 2010 (£130k)



# Case Studies

Victoria Park  
Walthamstow Skatepark  
Mile End Skatepark



## Case Studies - Victoria Park



Location: Victoria Park, Hackney, E3 5PA  
Construction: Concrete with metal edging  
Approx size: 780 square meters / 8'400 square feet  
Primary users: Skateboarders, BMX riders, Rollerskaters  
Established: 2012  
Last refurb: n/a



# Case Studies - Walthamstow Skatepark



Location: Lloyd Park, Walthamstow, E17 4PY  
Construction: Concrete with metal edging  
Approx size: 480 square meters / 5'100 square feet  
Primary users: Skateboarders, BMX riders, Rollerskaters  
Established: 2012  
Last refurb: n/a



# Case Studies - Mile End Skatepark



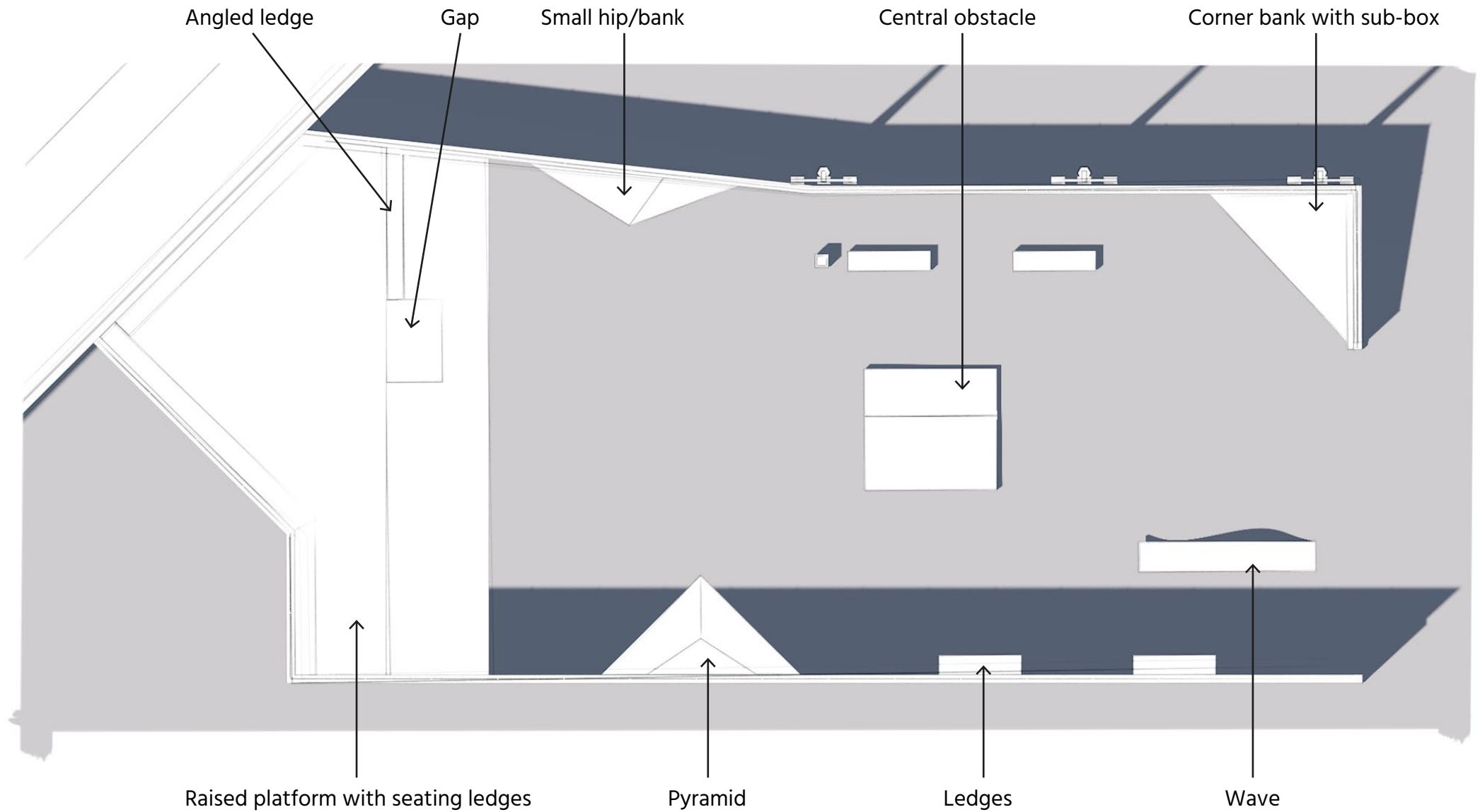
Location: Mile End Skatepark, Tower Hamlets, E3 4AG  
Construction: Concrete with metal edging  
Approx size: 1'000 square meters / 10'760 square feet  
Primary users: Skateboarders, BMX riders, Rollerskaters  
Established: 2009  
Last refurb: n/a



# The Proposal

## Cann Hall Skate Plaza

# Cann Hall Skate Plaza - Top View



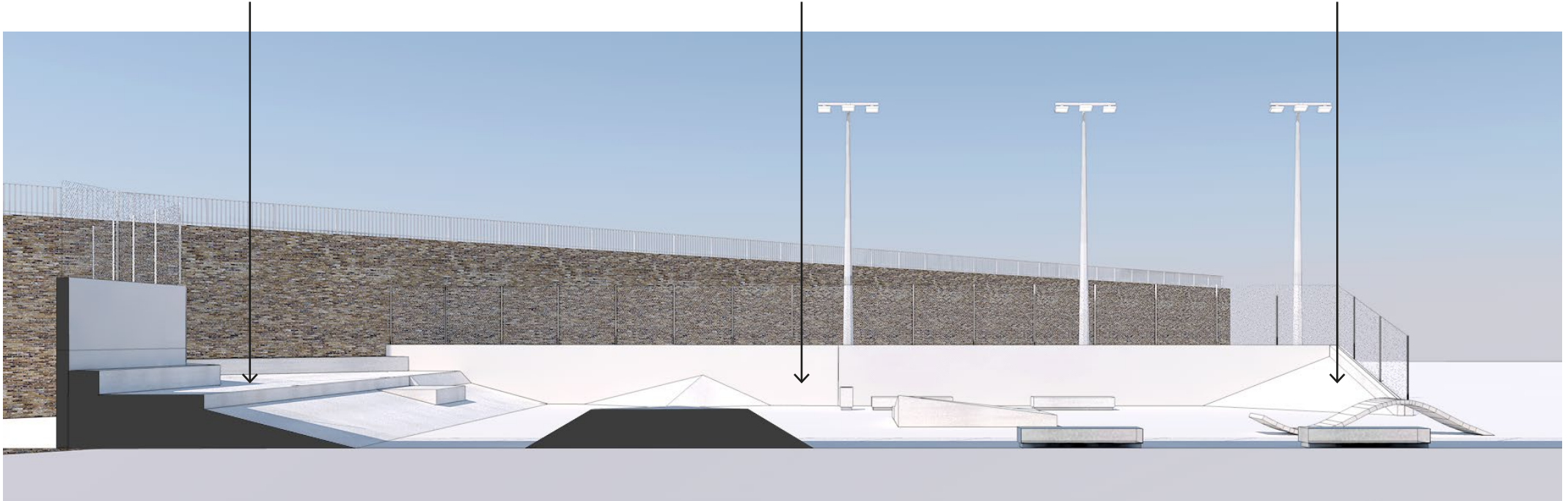


# Cann Hall Skate Plaza - Long Section

Enhanced sightlines to rear making it safer

Multiple line choices for all skill levels

Welcoming and inviting entrance



# Cann Hall Skate Plaza - Entrance





# Cann Hall Skate Plaza- Middle Section




# Cann Hall Skate Plaza - Rear Section







# Cann Hall Skate Plaza - View to Entrance



# Summary





Thank you.

We look forward to receiving your feedback.